


TRAVEL 8 PERMANENT STATIC LINE SYSTEM

The Travel 8 Permanent Static Line is a proprietary fall arrest system suitable for multiple users. The system provides continuous attachment and effective fall protection across roof surfaces and other elevated areas to which safe access is required. The system incorporates low profile, high quality componentry which can be used in horizontal, vertical and overhead applications using the required system traveller.

- > Advanced energy absorbing and multi user capability
- > Smooth intermediate pass through system using the Pilot Traveller
- > Various adaptable mounting facilities
- > Simple installation using modular componentry
- > Low profile system blends in with surroundings

**"NEVER HAS SAFETY
IN THE WORKPLACE
HAD A HIGHER
PRIORITY"**





Energy absorber



Tension indicator




Cable tensioner



End terminal



Concrete end stanchion



Corner bending tool

THE SAYFA WAY

SAYFA Systems is an Australian owned company which leads the market in design, production, supply and installation of quality and standards compliant Height Safety, Access and Fall Protection systems and solutions.

Our extensive range of products and services are well suited to industrial, commercial and domestic applications, providing a high level of safety and confidence for all personnel involved in the workplace. Having gained first hand experience and understanding of product requirements, being actively involved in the day to day industry activities, we are able to incorporate that vital 'know how' into the design and development of innovative, easy to install and user friendly systems.

Sayfa is committed to excellent customer support at all levels - **client, installer and user.**

FEATURES & BENEFITS

The Travel 8 Static Line System ensures unrestricted, user friendly safe access.

Features and benefits include:

- > Fall arrest rated 22kN, multi user capability
- > Advanced energy absorbing ability
- > Smooth intermediate pass through system using the Pilot Traveller
- > Various adaptable mounting facilities, including roof deck, steel, timber and concrete structures
- > Simple installation using standard componentry
- > Low profile system – easily powdercoated to blend in with surroundings

ACCESS THE SAYFA® WAY

INNOVATIVE, MODULAR ROOF ACCESS AND FALL PROTECTION SYSTEMS



APPLICATIONS

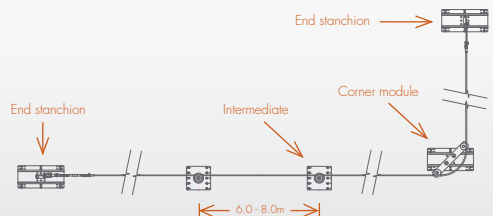
The Travel 8 Static Line System provides a high level of safety to workmen and maintenance personnel providing safe access for:

- > Periodical maintenance of gutters and roof edges
- > Access to roof mounted plant and equipment
- > Cleaning of skylights, roof lights or elevated windows
- > Can be installed in conjunction with the On-Trak Walkway system
- > Effective fall protection over brittle roof surfaces, skylights, glass, slate and asbestos roof decks

INSTALLATION

Installation of the Travel 8 Static Line System is simplified due to its use of modular componentry suited to a wide range of varying applications. Travel 8 end stanchions, corners and intermediates can be attached to:

- > Metal roof deck, steel purlin, timber truss, concrete and steel section support structures



CALL \ 1300 301 755

TRAVEL8 SPECIFICATION GUIDE

Supply and install the Travel 8 Static Line System as per manufacturer, Sayfa Systems, recommendations. System to incorporate applicable low impact end anchorages, intermediate line support anchorages, corner modules, line tensioners and shock absorption componentry as specified by the manufacturer. System functions in horizontal, vertical and overhead applications using the applicable line traveller. (Refer instruction manual.)

PRODUCT & SPECIFICATION CODE

Travel 8 Static Line System (SL1) – Top Mount
 Travel 8 Static Line System (SL2) – Concrete Mount
 Travel 8 Static Line System (SL3) – Steel Mount

MATERIAL

316 stainless steel profiled plate assembly including: End stanchions, intermediates, corners, cable and connection devices.

DIMENSIONS

Attachment Cable – 8mm (7 x 7 strand)
 Cable Height off structure – 125mm to 150mm
 Intermediate Spacing – 6.0m to 8.0m intervals

FIXINGS

Metal fixing – M14 stainless steel stud fixing
 Concrete fixing – M12 mechanical concrete anchor
 Metal roof deck fixing – 8mm construction grade Bulbrite rivets
 (Refer instruction manual.)

CABLE TENSION

800 N – set with self-tensioning device

WORKING LOAD LIMIT

User Weight limit – 120kg (user & equipment)
 > Up to 4 users per line, determined by intermediate spacing and roof pitch
 > Maximum roof pitch – 30°
 > Support structure integrity, suitability and fixing method to be assessed and determined by a competent person prior to installation
 > Travel 8 Static Line System must only be used with the approved Pilot Traveller device and harness system with energy absorber as per AS/NZS1891.1:2009 and AS/NZS1891.4:2009

COMPLIANCE

Travel 8 Static Line System is designed and manufactured generally in accordance with requirements of Australian Standards AS/NZS1891.2:2001 and AS/NZS1891.4:2009 and relevant statutory OHS Codes of Practice/Guidelines.

TESTING

Testing and performance based on requirements of Australian Standards AS/NZS1891.2:2001 and AS/NZS1891.4:2009. Following a dynamic load applied to the system, resultant reduced loads (due to energy absorbing characteristics) as follows:
 > Intermediate – 6.48kN
 > End stanchion – 8.56kN

PRODUCT WARRANTY

3 years from date of purchase subject to installation in accordance with manufacturer's specifications and recommendations.

INSPECTION AND MAINTENANCE

Inspection and certification every 12 months by competent person in accordance with manufacturer's instructions and requirements of Australian Standards AS/NZS1891.4:2009 Section (9). (Refer instruction manual.)

*Designed and manufactured
 by Sayfa Systems*

44 Kalman Drive,
 Boronia VIC 3155
 T \ 1300 301 755
 F \ 1300 881 092
 E \ info@sayfa.com.au
 W \ www.sayfa.com.au



TRAVEL8® PERMANENT STATIC LINE SYSTEM

The Travel 8 Permanent Static Line is a proprietary fall arrest system suitable for multiple users. The system provides continuous attachment and effective fall protection across roof surfaces and other elevated areas to which safe access is required. The system incorporates low profile, high quality componentry which can be used in horizontal, vertical and overhead applications using the required system traveller.

- > Advanced energy absorbing ability and multi user capability
- > Smooth intermediate pass through system using the Pilot Traveller
- > Various adaptable mounting facilities
- > Simple installation using standard componentry
- > Low profile system blends in with surroundings

SPECIFICATION CODE

- Travel 8 Static Line System (SL1) – Top Mount
- Travel 8 Static Line System (SL2) – Concrete Mount
- Travel 8 Static Line System (SL3) – Purlin Mount

Specification Summary

Supply and install the Travel 8 Static Line System as per supplier, Sayfa Systems, recommendations. System to incorporate applicable low impact end anchorages, intermediate line support anchorages, corner modules, line tensioners and shock absorption componentry as specified by the manufacturer. System to provide 'pass through' traveller action over intermediate line support anchorages ensuring freedom of movement and constant operator attachment to the system. System functions in horizontal, vertical and overhead applications using the applicable line traveller. (Refer instruction manual.)

System Applications

- > Periodical maintenance of gutters and roof edges
- > Provides high level safety for workmen and maintenance personnel
- > Access to roof mounted plant and equipment
- > Effective fall protection over brittle roof surfaces, skylights, glass, slate and asbestos roof decks

Technical Data

Material

316 stainless steel profiled plate assembly including: End stanchions, intermediates, corners, cable and connection devices.

Dimensions

Attachment Cable – 8mm (7 x 7 strand)
 Cable Height off structure – 125mm to 150mm
 Intermediate Spacing – 6.0m to 8.0m intervals

Cable Tension

800 N – set with self-tensioning device

Working Load Limit

- User Weight Limit – 120kg (user & equipment)
- > Up to 4 users per line, determined by intermediate spacing and roof pitch
 - > Maximum roof pitch – 30°
 - > Support structure integrity, suitability and fixing method to be assessed and determined by a competent person prior to installation
 - > Travel 8 Static Line System must only be used with the approved Pilot Traveller device and harness system with energy absorber as per AS/NZS 1891.1:2009 and AS/NZS 1891.4:2009

Fixings

Metal fixing – M14 stainless steel stud fixing
 Concrete fixing – M12 mechanical concrete anchor
 Metal roof deck fixing – 8mm construction grade
 Bulbrite rivets (Refer instruction manual.)

Compliance

Travel 8 Static Line System is designed and manufactured generally in accordance with requirements of Australian Standards AS/NZS 1891.2:2001 and AS/NZS 1891.4:2009 and relevant statutory OHS Codes of Practice/Guidelines.

Testing

Testing and performance based on requirements of Australian Standards AS/NZS 1891.2:2001 and AS/NZS 1891.4:2009. Following a dynamic load applied to the system, resultant reduced loads (due to energy absorbing characteristics) as follows:

- > Intermediate – 6.48kN
- > End stanchion – 8.56kN

Product Warranty

3 years from date of purchase subject to installation in accordance with manufacturer's specifications and recommendations.

Inspection and Maintenance

Inspection and certification every 12 months by competent person in accordance with manufacturer's specifications and requirements of Australian Standard AS/NZS 1891.4:2009 Section (9). (Refer instruction manual.)

Important Note

Failure to supply and/or install proprietary product in accordance with above standards and codes, specifications and instructions voids complete system certification and/or warranty.

Technical Support

Sayfa Systems

T \ 1300 301 755
 F \ 1300 881 092
 E \ technical@sayfa.com.au
 W \ www.sayfa.com.au

Designed and manufactured by Sayfa Systems